




Ergonomic Advantage Line ECHOCARDIOGRAPHY EA ULTRASOUND TABLE



Shown in
Clay fabric



Sliding Cardio Panel
opens as wide as 15" (38cm)

Our new **EA Line** of tables incorporates all of the ergonomic features and comfort our tables have had for years with new powered features that speed up exam times and make positioning patients easier. From powered cardio panels and access panels to multiple motions occurring at the same time, these tables live up to their name.

Inspired by the leading ergonomic experts in sonography



SOUND | ERGONOMICS

- Decrease sonographer injury
- Minimize exam times

Features

- Electric cardio panel allows you to adjust the opening to the size you need and opens as wide as 15" (38cm). Great for left or right handed scanning
- Large, electric access panel offers more support for side lying patients and minimizes twisting and reach for sonographers
- 19" - 33" (48-83cm) height range supports ergonomic working heights for both echocardiograms & stress echo
- Dual tower design for added strength & rigidity allowing a 550 lb (250kg) lift/load capacity

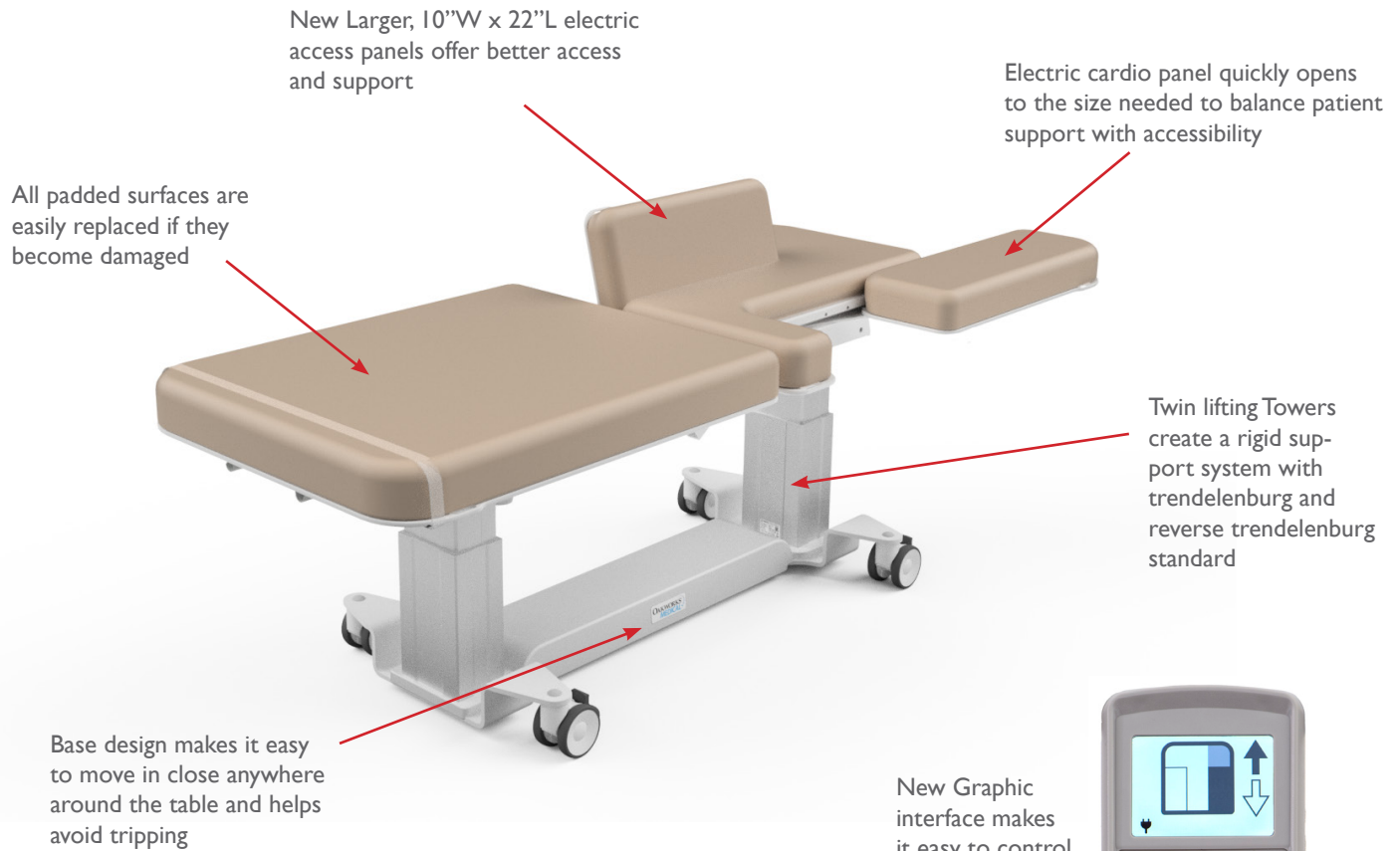
Recommended for:

- Cardiac exams
- Vascular exams
- All abdominal & superficial structures exams
- Musculoskeletal exams
- Biopsies

Visit www.oakworksmed.com for a quote!

ECHOCARDIOGRAPHY EA

Fully Electric Table



ECHOCARDIOGRAPHY TABLE EA

#84773-T*



| FEATURES | |
|-------------------|--|
| 2 Section Top | 30" (76cm) wide x 72" (183cm) long |
| Backrest | 34" (86cm) long |
| Seat | 38" (97cm) long |
| Motion 1 | Electric Height Range 19" - 33" (48-83cm) |
| Motion 2 | Electric Trendelenburg/Reverse Tilt $\pm 18^\circ$ |
| Motion 3 | Electric Fowler Backrest 0-75° |
| Motion 4 | Electric Sliding Cardio Panel opens 15" (38cm) |
| Motion 5 | Electric Access Panel opens 10" wide (25cm) x 22" long (56cm) |
| Hand Control | All electric motions |
| Weight Capacity | 550 lb (250kg) |
| Product Weight | 359 lb (163kg) |
| Padding | 3" (8cm) Comfort Foam™ |
| Fabric | Premium, PVC free TerraTouch™ |
| Included Features | 4" (10cm) locking casters, Powered access back support, electric sliding cardio panel, Paper roll holder |
| Warranty | 3 years parts, 2 years labor |
| Safety Listings | FDA listed, CE marked, cETLus listed, CB Certificate |

| OPTIONS <i>must be ordered with table.</i> | |
|--|--|
| Central Base Locking System | Powered, lock and unlock using hand control |
| Foot Control | Height, Trendelenburg, Fowler |
| Side Rails (set of 2) | 25.5" (65cm) long x 6" (15cm) tall (from surface of table) |
| Retractable footrests | Stirrups |
| Procedure tray | 12.25" (6cm) x 10.25" (26cm) and holds 2 quarts (1.9 liters) |
| Battery Backup | Capable of running during power failure |
| Non-USA electric system | please contact us for order details |

| ACCESSORIES <i>order any time.</i> | | # |
|------------------------------------|--|------------|
| Detachable Arm Board | Use with T-rail adapter 5" (13cm) wide x 20.5" (52cm) long | 84943 |
| T-rail Adapter 8" (20cm) long | Attaches to the table for use with USA format T-rail attachable accessories. | 83139 |
| Table Extender | 24" (61cm) wide x 12" (30cm) long | 63487-T* |
| QuickLock™ Head Rest & AeroCel Pad | Comfortable, adjustable prone or supine support | PKG7554-T* |

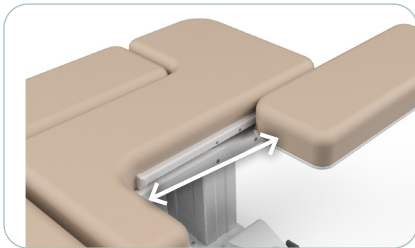
*Fabric color code must be specified.

ERGONOMIC ADVANTAGE LINE

FEATURES

POWERED CARDIO PANEL

Panel quickly opens to the size needed and no more. Design offers a perfect balance of patient support and comfortable imaging.



POWERED ACCESS PANEL

New, larger electric access panel improves access to patient's anatomy and offers greater support for patients.



HAND CONTROL

New graphic interface hand control with presets allows you to quickly position the patient by controlling multiple functions at once.



REPLACEABLE PAD

Our new design features easily replaced pads, helping to increase the functional life of the tables at a lower cost.



TWIN TOWER BASE AND CASTERS

Twin tower design creates a very rigid and strong support system with a 550lb weight capacity.



POWERED BACKREST

The new electronics with graphic interface hand control allow you to easily and quickly change the position of the backrest.



SIDE RAILS (OPTIONAL)

Our new design recesses farther under the top when not in use, improving ergonomics beyond our previous model.



EA LINE OPTIONS & ACCESSORIES

T-RAIL ADAPTER (ACCESSORY)

Multiple locations allow you to choose the best spot for this easily installed & removed accessory capable of handling up to 150 lb (68kg). Can be used with any American standard accessory. 8" (20cm) L



POWERED CENTRAL BASE LOCKING (OPTION)

The new system allows you to easily lock or unlock the base by simply pushing a button on the hand control.



BATTERY BACK UP (OPTION)

A battery back up system capable of running for several hours if the power fails.



TABLE EXTENDER (ACCESSORY)

Lengthens the table by 12" (31cm) to 84" (213cm) allowing for access to the patient's neck for carotid artery exams and thyroid exams. 24" (61cm) W x 12" (31cm) L



STIRRUPS (OPTION) & PROCEDURE TRAY (OPTION)

Easily adjusted stirrups that store under the top can be combined with our retractable, removable procedure tray.

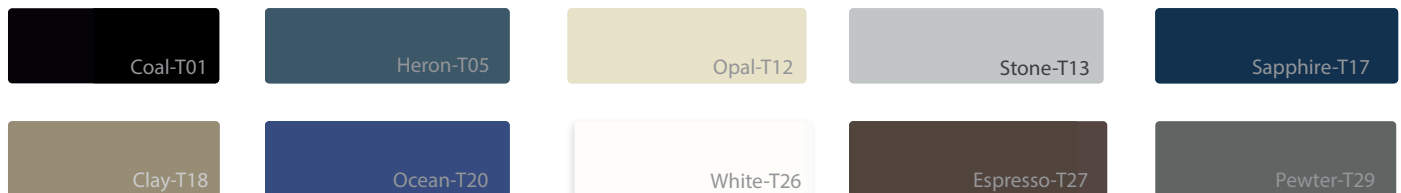


QUICKLOCK™ HEAD REST & AERO·CEL PAD (ACCESSORY)

The platform allows precise cervical flexion and height positioning over a wide range for both prone and supine treatments.



TERRATOUGH™ FABRIC



We strive to ensure that the colors displayed on our product imagery (online and in print) are as accurate as possible. However, due to the limitations of printers, scanners, computer monitors, and other equipment, the colors may not be accurate.

717.759.3146 www.oakworksmed.com email: medsales@oakworks.com