

Nova Portable Massage

Constructed from the finest materials in the industry, the Nova™ is the most customizable and reliable table on the market. The Nova™ boasts an exceptional variety of options, widths, and height ranges to easily accommodate any size therapist and/or bodywork modality. A table built to last a lifetime, the Nova™ has been the preferred choice among professionals for over 30 years.



Shown in Espresso with optional QuickLock™ face rest platform & Aero•Cel™ face rest crescent



ULTIMATE ACCESS
END PANEL
& SHIATSU CABLES




UNILOCK™



AERO • CEL™ PADDING
UPGRADE



PATENTED
SIDELOCK™



PATENTED
INTEGRATING™

TERRATOUGH COLORS

Meets the requirements of ISO 10993-1:2009 Biological Evaluation of Medical Tables & passes testing for Cytotoxicity, Skin Irritation & Sensitization as well as CA TB117 Fire Retardance testing. Please refer to the product cleaning instructions for a list of approved cleaners and disinfectants.







TABLE SPECIFICATIONS

Max. Operating Weight	550 lbs.
Weight	29-36 lbs.
Height Ranges	24"-34"
Widths	29", 31", 33"
Length	73"
Tops	Rectangular
Padding	3" Plush or 4" AeroCel
Standard	Ultimate Access Panel, Shiatsu Cables
Fabric	TerraTouch
Accessories	QuickLock Face Rest Platform, Arm Hammock, and our full line of accessories

Contact Oakworks
717.235.6807
www.massagetables.com
customerservice@oakworks.com